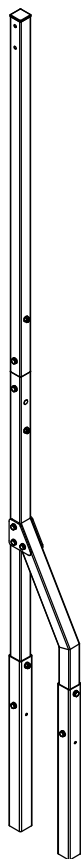
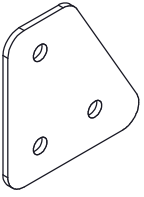
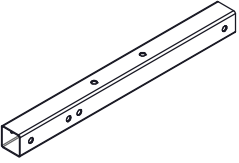
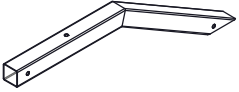
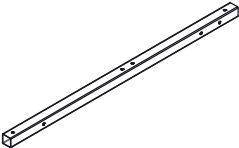

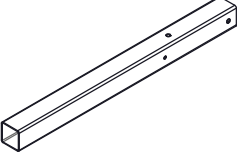
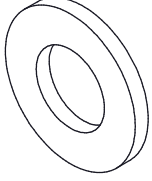
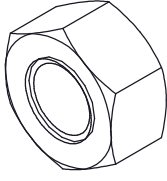
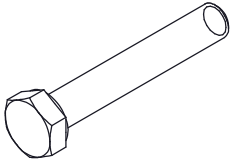
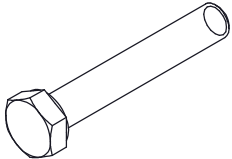
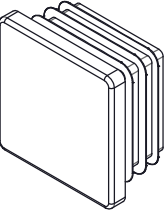
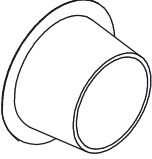


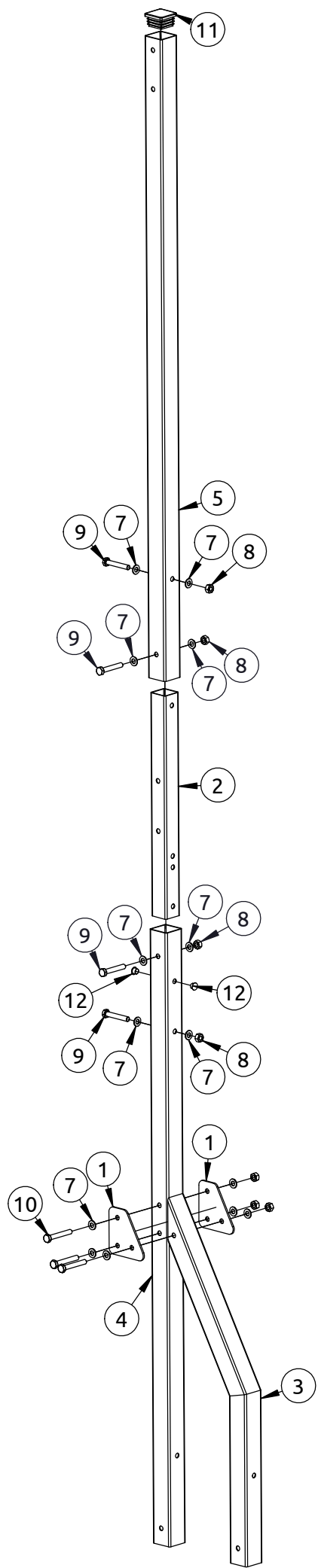
MARBO SPORT



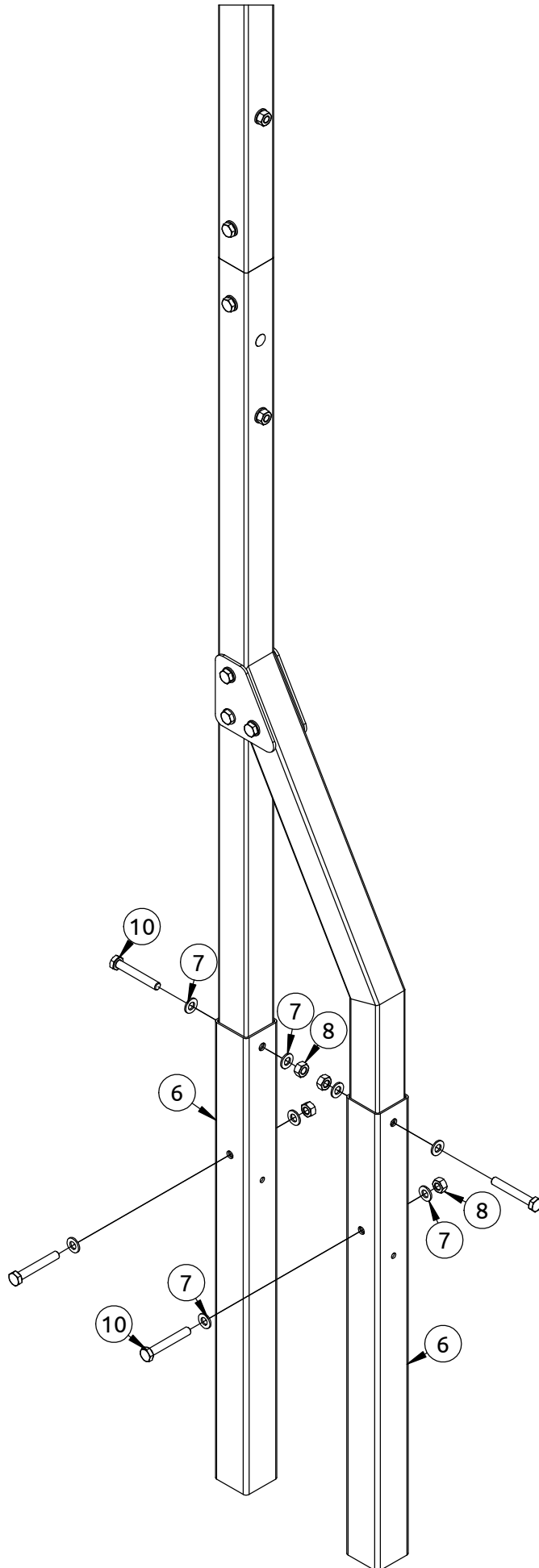
**MAX
110 KG**

MO-004


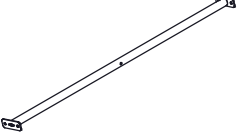
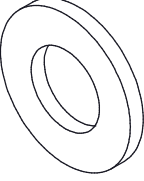
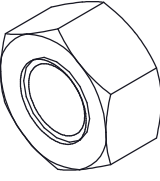
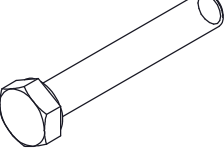
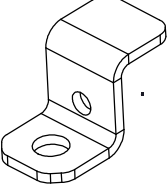
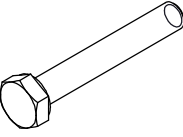
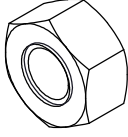
<p>1 PRT-001234</p>  <p>x2</p>	<p>2 PRT-002678</p>  <p>x1</p>	<p>3 PRT-002711</p>  <p>x1</p>	<p>4 PRT-002675</p>  <p>x1</p>	<p>5 PRT-002677</p>  <p>x1</p>
<p>6 PRT-002679</p>  <p>x2</p>	<p>7 D8</p>  <p>x22</p>	<p>8 M8</p>  <p>x11</p>	<p>9 M8 x 50</p>  <p>x4</p>	<p>10 M8 x 55</p>  <p>x7</p>
<p>11 PRT-000586</p>  <p>x1</p>	<p>12 PRT-003063</p>  <p>x2</p>			


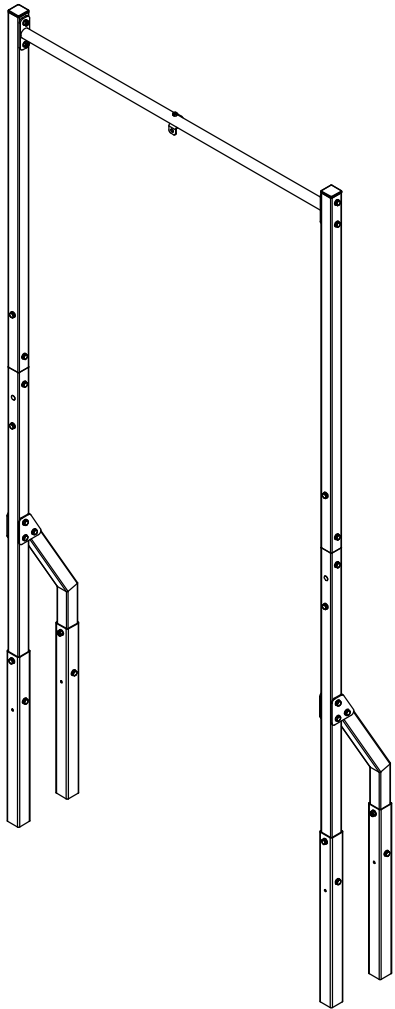


1	PRT-001234	x2
2	PRT-002678	x1
3	PRT-002711	x1
4	PRT-002675	x1
5	PRT-002677	x1
7	D8	x14
8	M8	x7
9	M8 x 50	x4
10	M8 x 55	x3
11	PRT-000586	x1
12	PRT-003063	x2

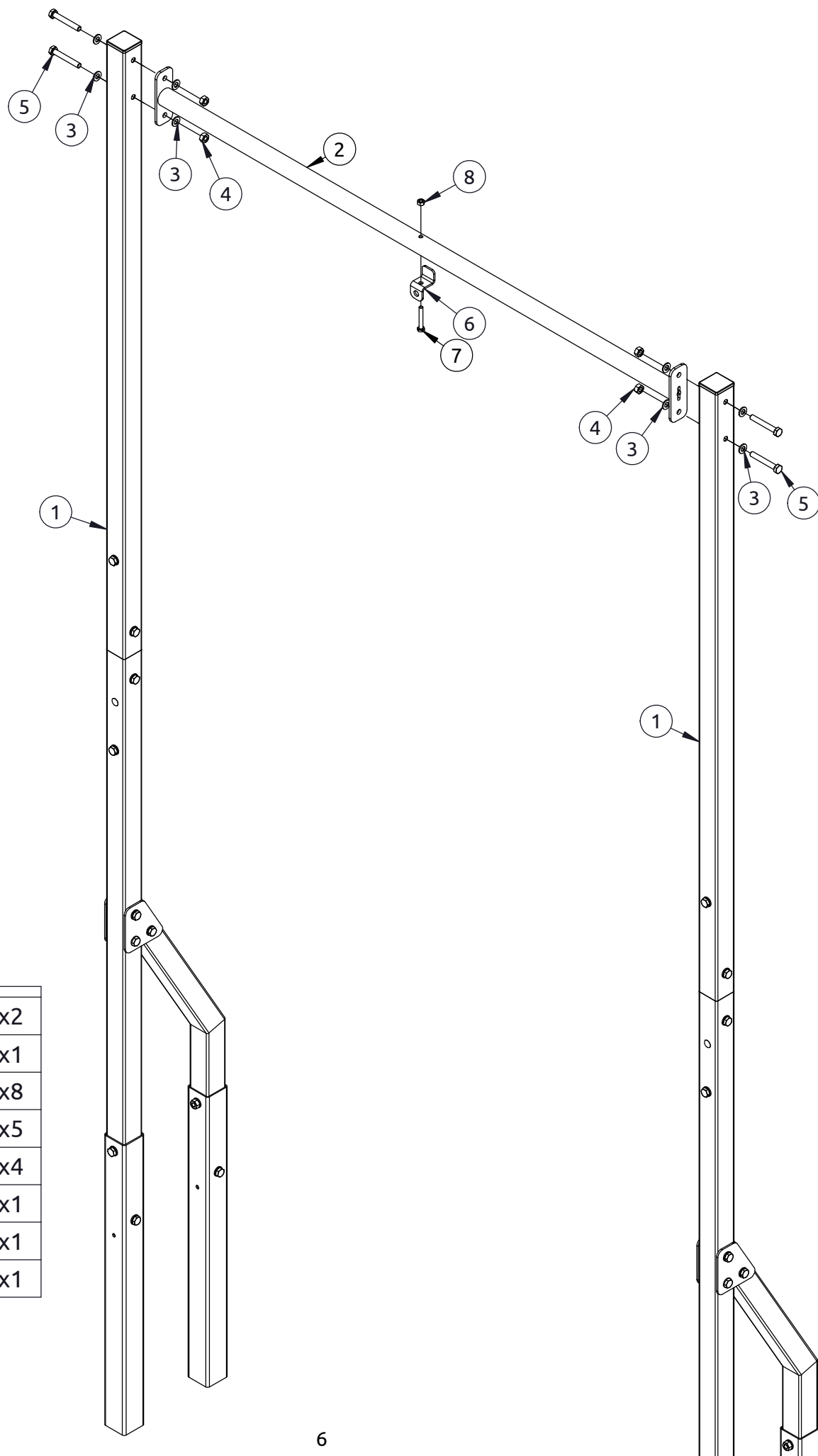


6	PRT-002679	x2
7	D8	x8
8	M8	x4
10	M8 x 55	x4


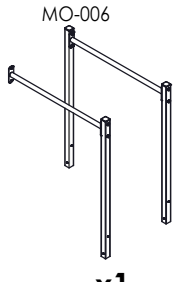
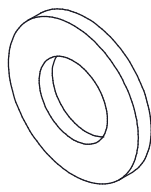
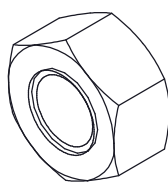
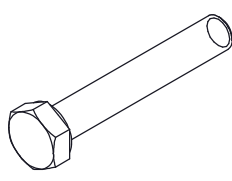
<p>1 MO-004</p>  <p>x2</p>	<p>2 ASM-000839</p>  <p>x1</p>	<p>3 D8</p>  <p>x8</p>	<p>4 M8</p>  <p>x4</p>	<p>5 M8 x 55</p>  <p>x4</p>
<p>6 PRT-008754</p>  <p>x1</p>	<p>7 M6x40</p>  <p>x1</p>	<p>6 M6</p>  <p>x1</p>		

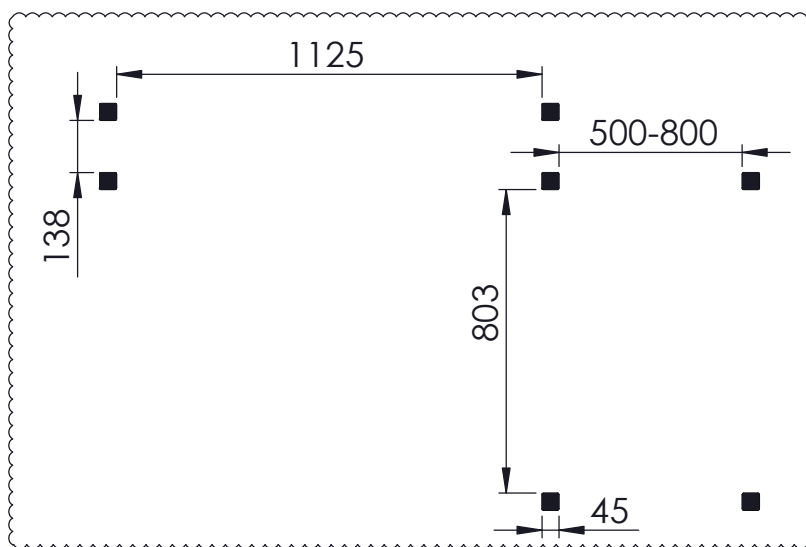
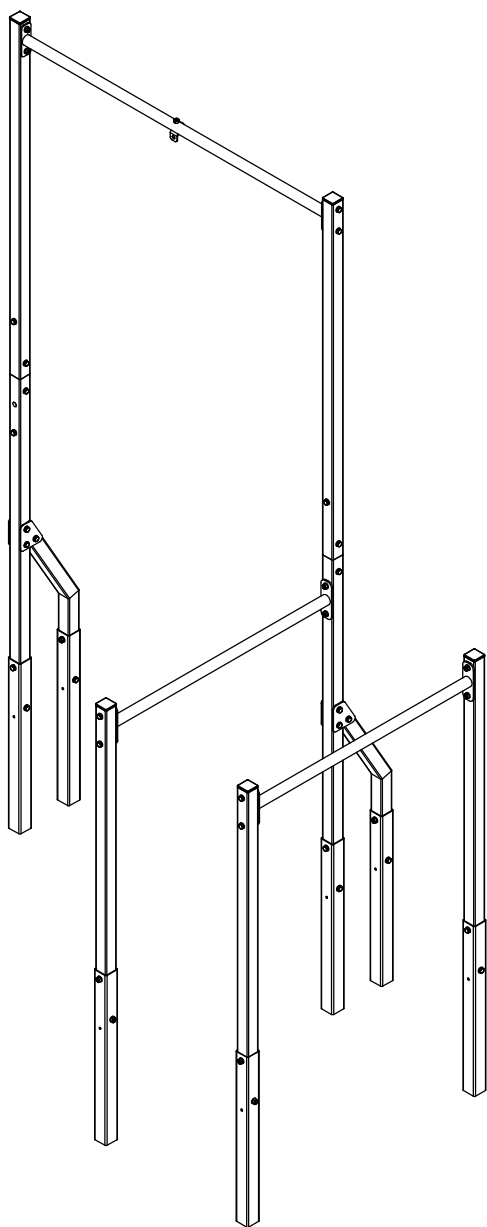


MO-Z1

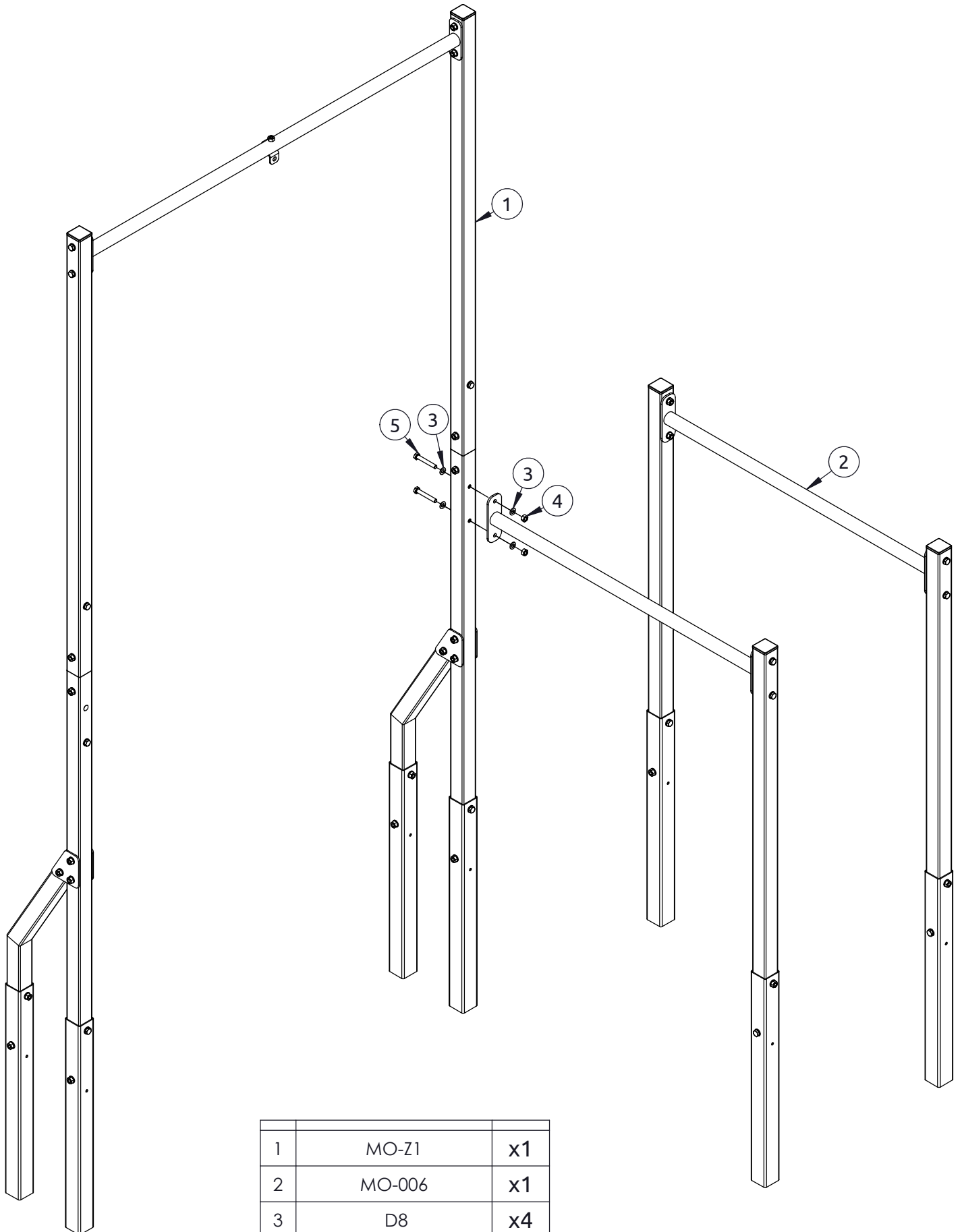


1	MO-004	x2
2	ASM-000839	x1
3	D8	x8
4	M8	x5
5	M8 x 55	x4
6	PRT-008754	x1
7	M6 x 40	x1
8	M6	x1

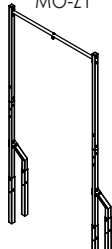

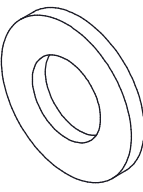
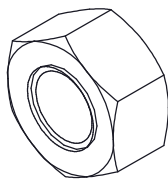
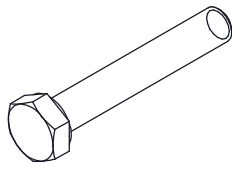
<p>1 MO-Z1</p>  <p>x1</p>	<p>2 MO-006</p>  <p>x1</p>	<p>3 D8</p>  <p>x4</p>	<p>4 M8</p>  <p>x2</p>	<p>5 M8 x 55</p>  <p>x2</p>
--	---	---	---	--

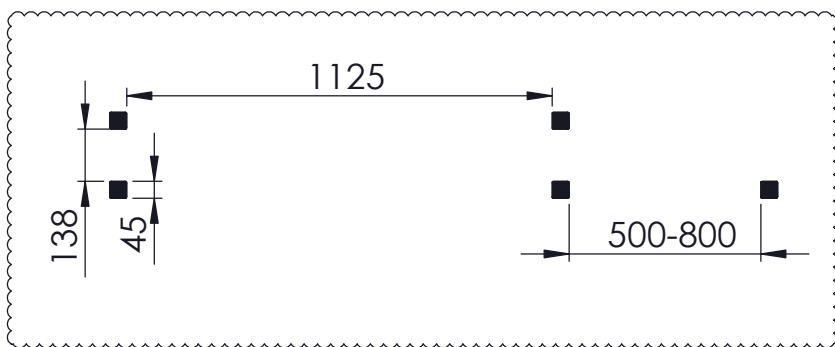
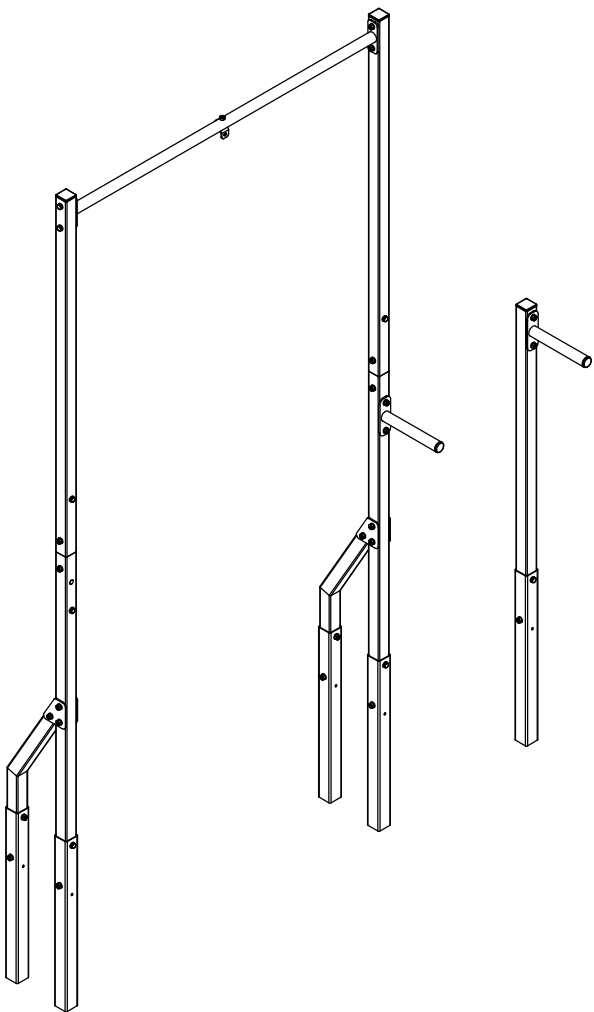


MO-Z2

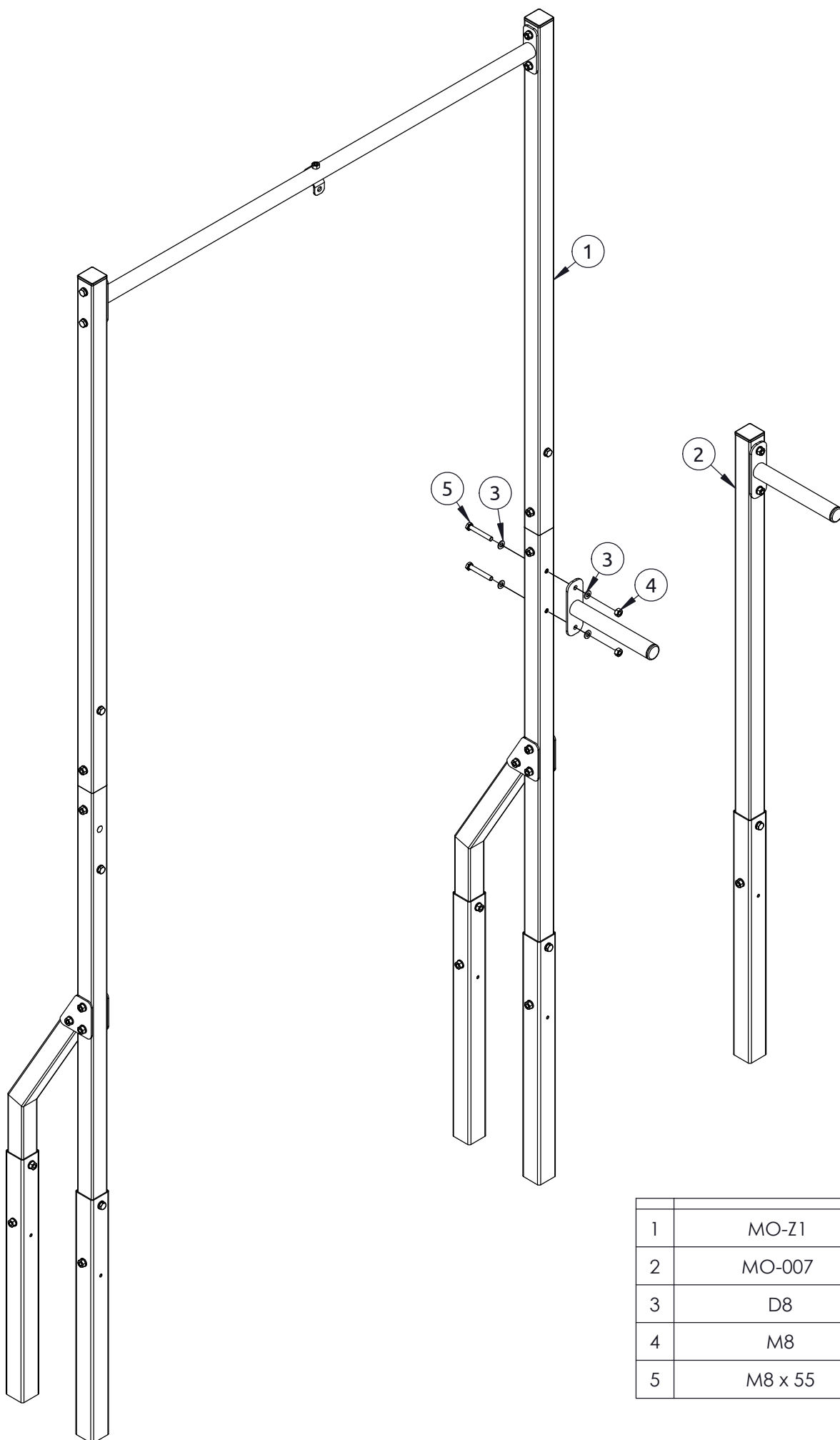


1	MO-Z1	x1
2	MO-006	x1
3	D8	x4
4	M8	x2
5	M8 x 55	x2

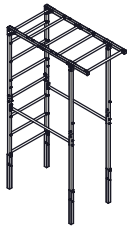

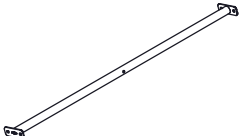
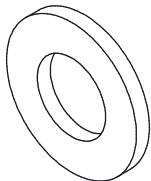
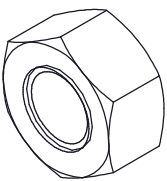
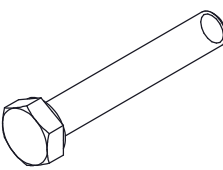
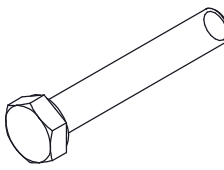
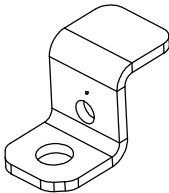
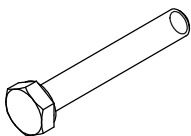
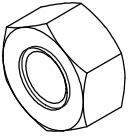
<p>1 MO-Z1</p>  <p>x1</p>	<p>2 MO-007</p>  <p>x1</p>	<p>3 D8</p>  <p>x4</p>	<p>4 M8</p>  <p>x2</p>	<p>5 M8 x 55</p>  <p>x2</p>
--	---	---	---	--

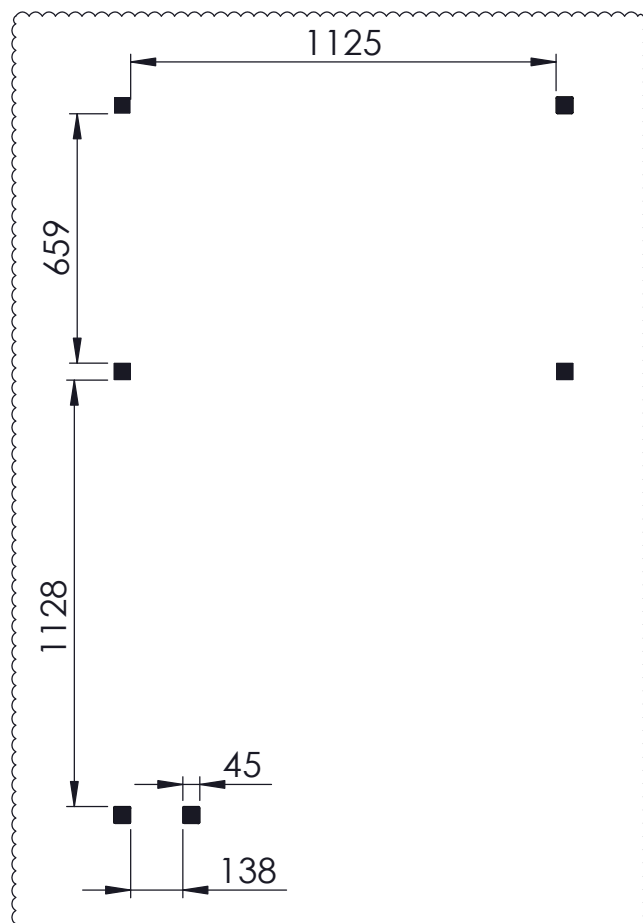
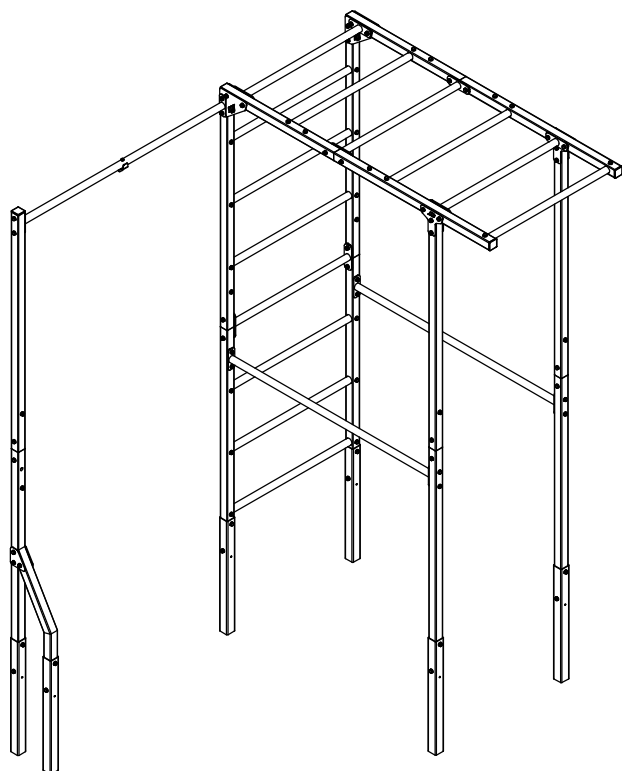


MO-Z3

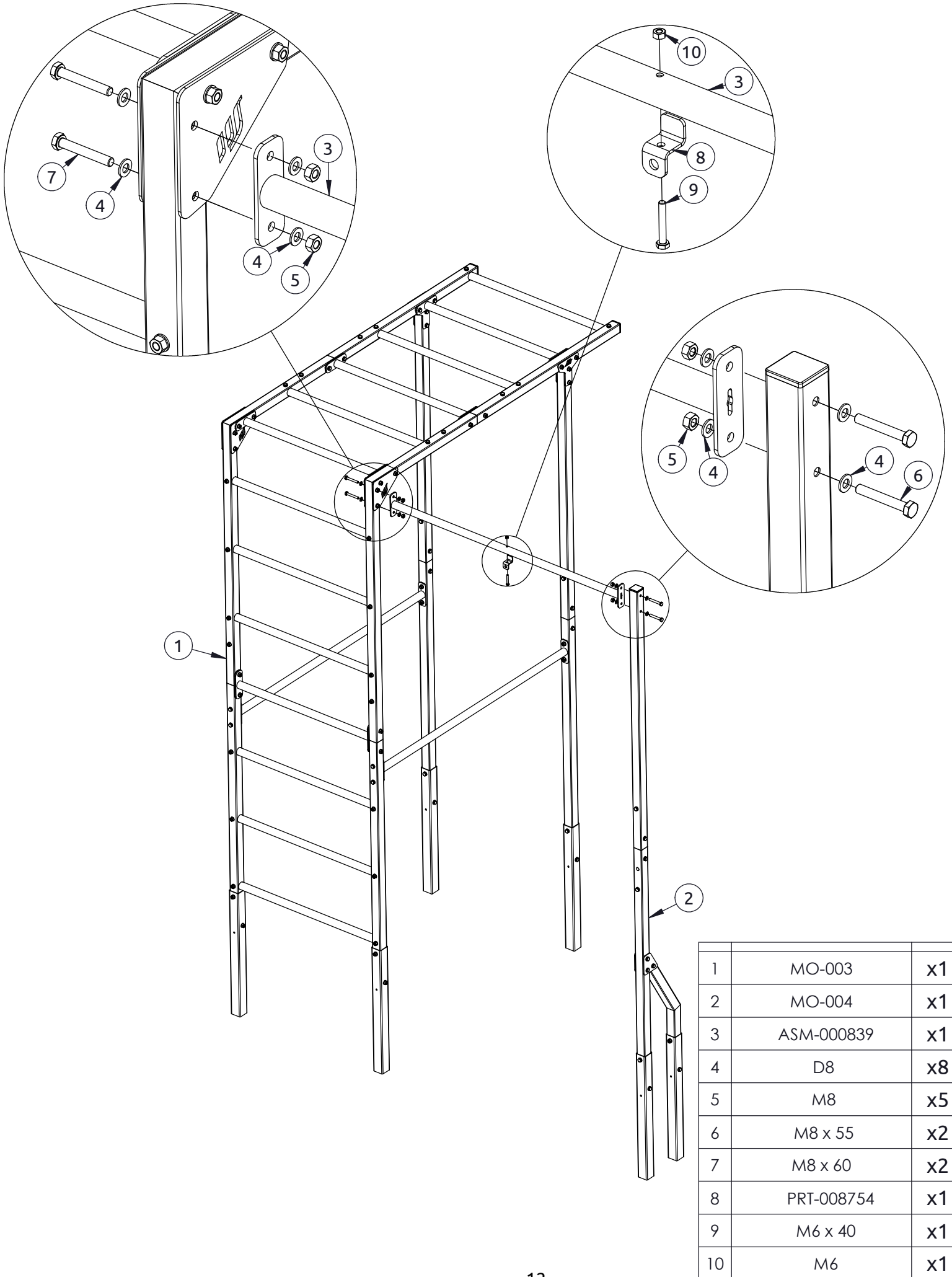


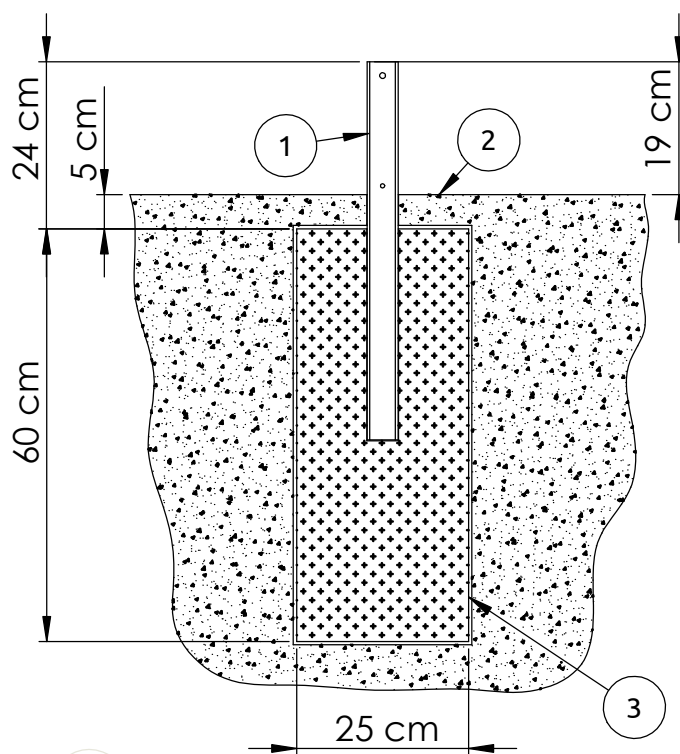
1	MO-Z1	x1
2	MO-007	x1
3	D8	x4
4	M8	x2
5	M8 x 55	x2

<p>1 MO-003</p>  <p>x1</p>	<p>2 MO-004</p>  <p>x1</p>	<p>3 ASM-000839</p>  <p>x1</p>	<p>4 D8</p>  <p>x8</p>	<p>5 M8</p>  <p>x4</p>
<p>6 M8 x 55</p>  <p>x2</p>	<p>7 M8 x 60</p>  <p>x2</p>	<p>8 PRT-008754</p>  <p>x1</p>	<p>9 M6x40</p>  <p>x1</p>	<p>10 M6</p>  <p>x1</p>



MO-Z4





DE

Das Profil PRT-002679 (1) sollte mit Beton (minimale Betonklasse C16/20) (3) ausgegossen werden. Empfohlene Mindestabmessungen vom Fundament belaufen sich auf 25cm x 25cm x 60cm. Nachdem der Beton ausgetrocknet ist, kann die Deckschicht von 5 cm mit Kies, Erde oder anderem Substrat ergänzt werden (2).

EN

Profile PRT-002679 (1) should be poured with concrete (3) at least C16/20. Recommended minimum dimensions of the foundation: 25cm x 25cm x 60cm. After the concrete has dried, the top 5 cm layer can be filled with gravel, earth or other substrate (2).

CZ

Profil PRT-002679 (1) je potřeba zabetonovat (3) minimálně betonem s označením C16/20. Minimální rozměry betonového základu jsou 25 cm x 25 cm x 60 cm. Nechte dostatečně zaschnout. Poté můžete vybetonované místo skrýt štěrkem, zeminou nebo jiným substrátem (2).

PL

Profil PRT-002679 (1) należy zalać betonem (3) min. C16/20. Zalecane minimalne wymiary fundamentu 25cm x 25cm x 60cm. Po wyschnięciu betonu wierzchnią 5cm warstwę można uzupełnić żwirem, ziemią lub innym podłożem (2).

RU

Профиль PRT-002679 (1) нужно заливать (3) цементом C16/20. Рекомендуемые минимальные размеры основания: 25x25x60 см. После затвердения цемента необходимо засыпать цемент слоем гравия, земли либо их смесью толщиной 5 см (2).

FR

Chaque poteau PRT-002679 (1) doit être enfoui et coulé avec du béton (3) au moins de classe C16/20. Il est recommandé les dimensions minimales suivantes de fondation: 25cm x 25cm x 60cm. Une fois le béton sec, la couche supérieure qui mesure 5 cm peut être complétée avec du gravier, de la terre ou autre sol (2).

RO

Profilul PRT-002679 (1) trebuie umplut cu beton (3) min. C16/20. Dimensiunile minime recomandate ale fundației: 25cm x 25cm x 60cm. După ce betonul s-a uscat, stratul superior de 5 cm poate fi completat cu pietriș, pământ sau alt substrat (2).

IT

Il profilo PRT-002679 (1) deve essere riempito con calcestruzzo (3) min. C16/20. Dimensioni minime consigliate per la fondazione: 25 cm x 25 cm x 60 cm. Una volta asciugato il calcestruzzo, lo strato superiore di 5 cm può essere ricoperto con ghiaia, terra o altro substrato (2).

ES

PRT-002679 profiil (1) tuleb täita betooniga (3) min. C16/20. Soovituslikud minimaalsed vundamendi mõõtmed: 25 cm x 25 cm x 60 cm. Kui betoon on kuivanud, võib 5 cm paksuse pealmise kihi täita kruusa, mulla või muu aluspinnaga (2).

NL

Het PRT-002679 profiel (1) moet gevuld worden met beton (3) min. C16/20. Aanbevolen minimale afmetingen van de fundering: 25cm x 25cm x 60cm. Eens het beton gedroogd is, kan de bovenste laag van 5cm aangevuld worden met grind, aarde of een ander substraat (2).

HU

A PRT-002679 profilt (1) legalább C16/20 betonnal (3) kell kitölteni. Az ajánlott minimális alapozási méretek: 25 cm x 25 cm x 60 cm. Miután a beton megszáradt, a felső 5 cm-es réteget kavicssal, földdel vagy más aljzattal (2) lehet feltölteni.

SK

Profil PRT-002679 (1) by mal byť vyplnený betónom (3) min. C16/20. Odporúčané minimálne rozmery základu: 25 cm x 25 cm x 60 cm. Po vyschnutí betónu možno vrchnú 5cm vrstvu doplniť štrkom, zeminou alebo iným podkladom (2).

SE

Profilen PRT-002679 (1) ska fyllas med betong (3) min. C16/20. Rekommenderade minimimått på fundamentet: 25 cm x 25 cm x 60 cm. När betongen har torkat kan det översta lagret på 5 cm fyllas på med grus, jord eller annat substrat (2).